

# Star Housing Finance Ltd

---

CORPORATE DECK



**STAR**  
HOUSING FINANCE  
*Star hai toh bharosa hai*

# STAR HFL - COMPANY BRIEF

## ABOUT US

- Listed on the BSE (BOM: 539017)
- Affordable housing finance company
- Registered and Head office in Mumbai
- Offices in 6 states with 35+ Points of Presence

## KEY FIGURES

- AUM at 517.84 crs with 5000+ live accounts with Avg. Loans Size of Rs. 10 lakhs
- GNPA at 1.56% and NNPA at 1.09% as of Sep 30, 2024
- PAT of Rs. 6.08 crs for H1 FY'2024-25
- Net worth of Rs. 140+ crs as of Sep 30, 2024
- Liability of Rs. 375+ crs as of Sep 30, 2024

## GOVERNANCE

- Professional Board with ex-NHB, ex-IDBI, ex-LIC, ex-CanFin Homes as Independent board members
- Led by housing finance professionals with combined experience of more than 200 years
- Operates with a business philosophy of enabling credit access to first time home borrowers in EWS / LIG segment towards owning an own home (affordable housing space)

# BOARD OF DIRECTORS



**Kalpesh Dave**  
Director & CEO



**C Ilango**  
Independent Director  
Ex-MD CanFin Homes



**Ajith Lakshmanan**  
Independent Director  
Ex-ED LIC of India



**P.K Das**  
Independent Director  
Ex-ED IDBI Bank



**A.P Saxena**  
Independent Director  
Ex-GM NHB



**Kavish Jain**  
Executive Director



**Neelam Tater**  
Independent Director  
CA & CS Professional

# LEADERSHIP TEAM



**Kalpesh Dave**  
Director & CEO



**Natesh Narayanan**  
CFO



**Anoop Saxena**  
COO



**B.S Kachhawaha**  
CCO



**Shakir Sheikh**  
Head - Legal



**Shreyas Mehta**  
CS & Compliance  
Officer



**Shikha Dharmawat**  
Head - Accounts &  
Finance Controller



**Sandeep Kadam**  
Chief Business  
Officer



**Murtaza Vohra**  
Head - Planning



**Hemant Shinde**  
Head - Fund Raising



**Nikhil Sahu**  
Head - BIU



**Nilesch Pande**  
Business Head  
Vidarbha



**Rajesh Gopinath**  
Business Head  
Tamil Nadu



**Mohan Tayade**  
Business Head  
Surat



**Varun Shah**  
Business Head  
ROM



**Indra Awasthi**  
Business Head  
MP



**Vijay Kumawat**  
Business Head  
Rajasthan



**Krishna Thorat**  
Business Head  
Mumbai







**Jai Tekwani**  
Business Head  
NCR




# BECOMING A PROFESSIONALLY RUN HFC

COMPANY TRANSITION	
Before Oct 2019	As of Now
 Akme Star HFC Akme Star Housing Finance Ltd. <small>We do not tender loans, We tender happiness</small>	 <b>STAR</b> HOUSING FINANCE <i>Star hai toh bharosa hai</i>
Old Name	New Name
 Registered office at Udaipur	 Registered & Corporate office shifted to Mumbai
 Listed on BSE SME platform	 Migrated to BSE Main Board
 Ad-hoc growth characteristics with minimal processes	 Structured approach towards growth defined by policies, processes & guidelines with strong risk framework

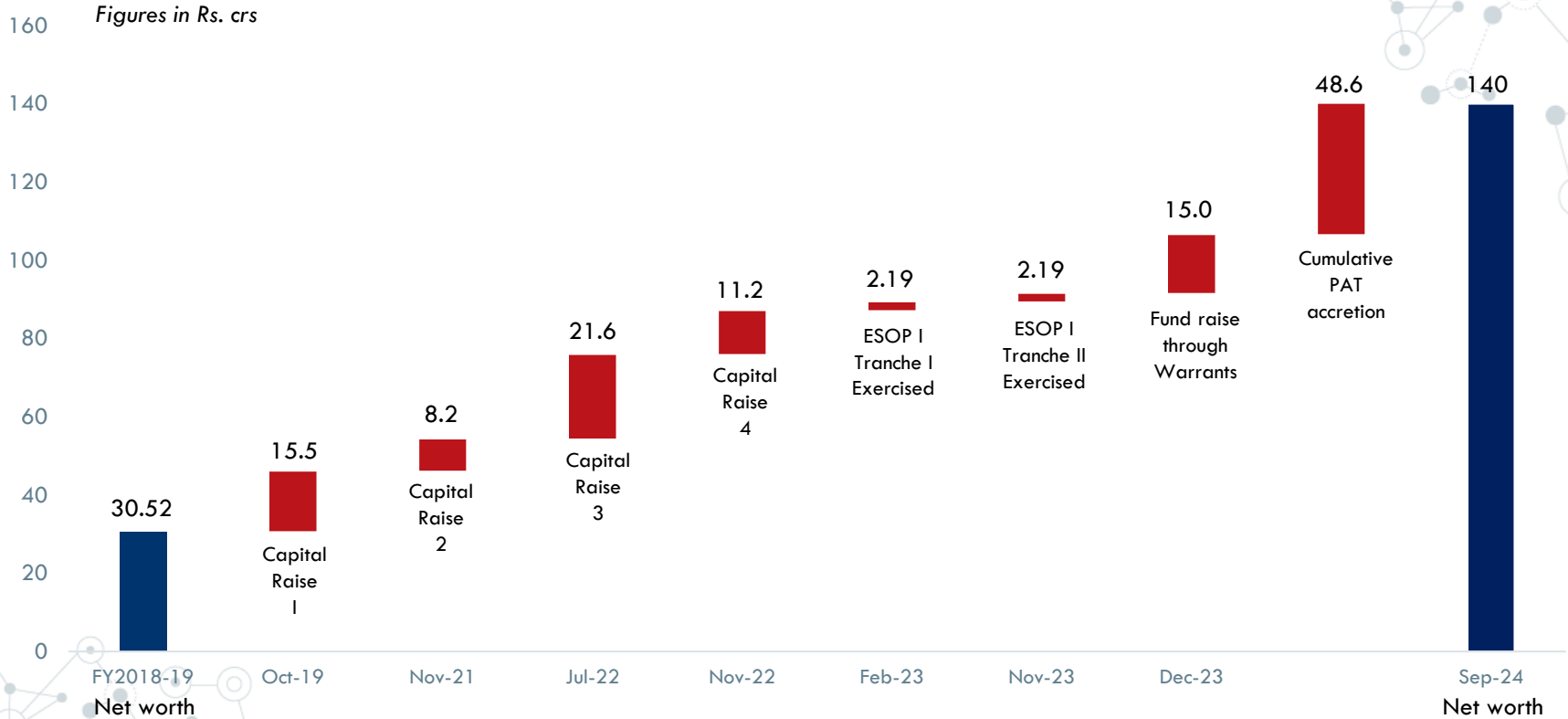
BUSINESS TRANSITION	
Before Oct 2019	As of Now
Franchise based Business Model	In-house business model
Geographic concentration	Multi-state presence
11 member team	300+ strong team
Sizeable portion of AUM comprised of big ticket / project loans	Dedicated focus on retail loans, project loans < 2%
AUM build up of Rs. 60 crs over a decade	AUM of Rs. 500+ crs as of Sep-24
Lack of domain and vintage	Employees rich in HFC experience
Excel based working environment	Under migration from Jaguar LMS to Jaguar Plus Version
Onward lending rate of 22-24%	Lending rates rationalised

# BECOMING A PROFESSIONALLY RUN HFC (contd.)

LIABILITY TRANSITION	
Before Oct 2019	As of Now
Borrowings predominantly from Financial Institutions	Diversified Borrowing Profile with focus on PSBs. Private Sector Banks, FIs and the NHB
	
Accounting on Indian GAAP standard	Accounting on INDAS Standard
	

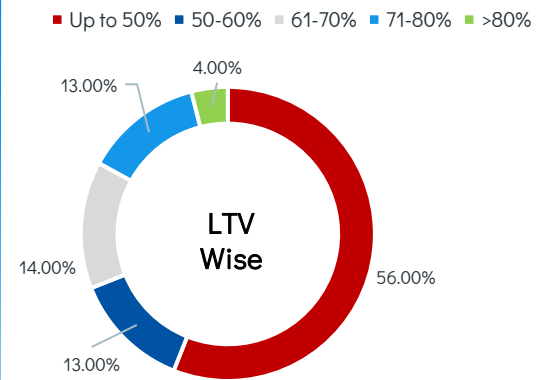
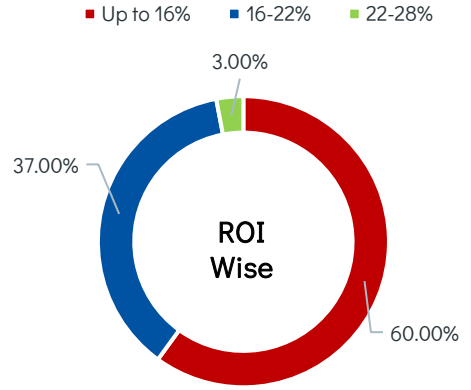
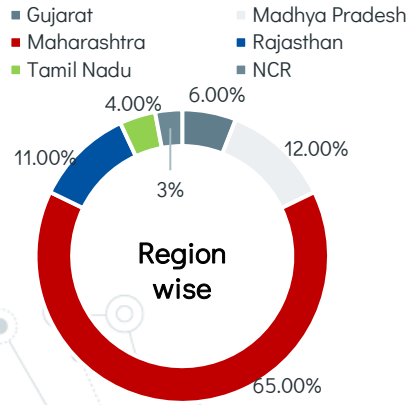
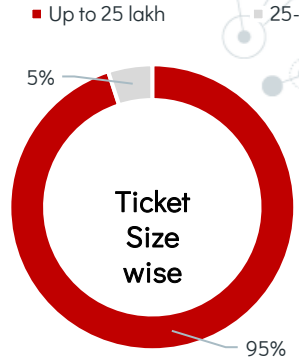
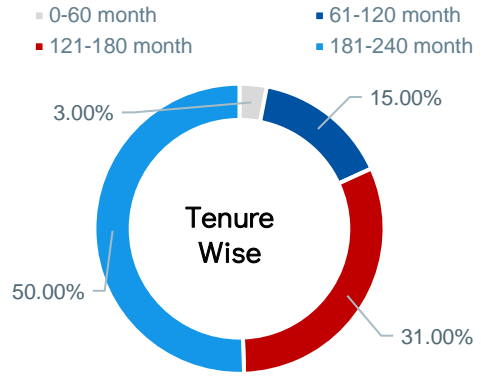
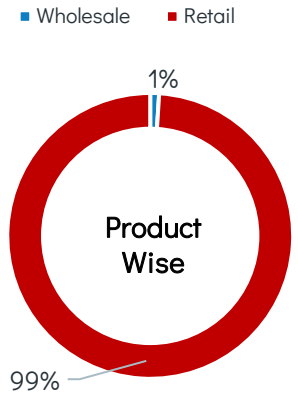
BOARD TRANSITION	
Before Oct 2019	As of Now
 <p>Promoter driven board with family members</p>	 <p>Professional characteristics getting developed with induction of BFSI professionals</p>
 <p>Limited professional representation on the Board</p>	<ul style="list-style-type: none"> <li>Mr. A P Saxena, ex-NHB official inducted on the board</li> <li>Mr. A K Lakshmanan, ex LIC official inducted on the board</li> <li>Mr. P K Das, ex IDBI Bank official inducted on the board</li> <li>Mr. C Ilango, ex-MD CanFlin Homes inducted on the board</li> <li>Mr. Kalpesh Dave elevated to the board as Director</li> </ul>

# NET WORTH STRENGTHENED CONSISTENTLY



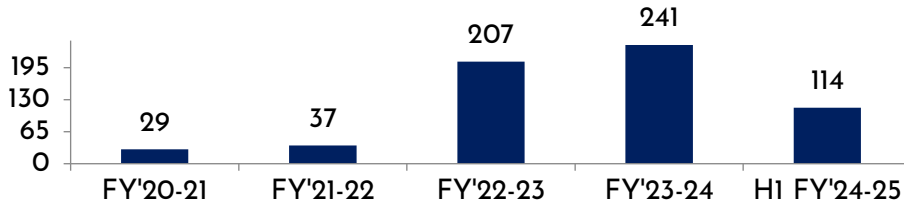
Net worth crossed Rs. 140+ crs: Augmented through consistent equity infusion, warrant issuance and PAT accretion

# KEY PORTFOLIO CUTS AS OF SEP 30, 2024



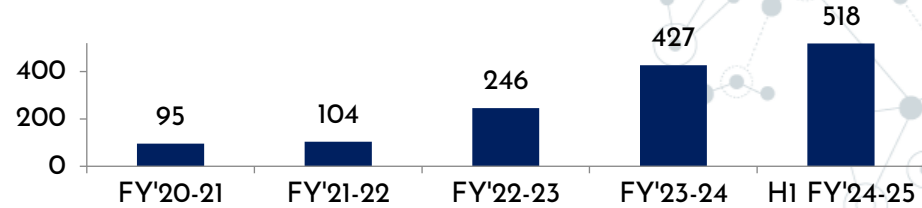
# BUSINESS HISTORICALS

### Disbursements (In Rs. Crs.)



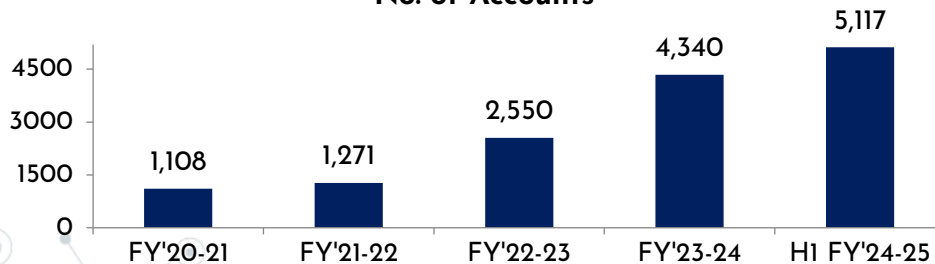
- FY'22-23 is the first growth year post capacity build up
- Average monthly disbursements of Rs. 15-20 crs during last financial year

### AUM (In Rs. Crs.)



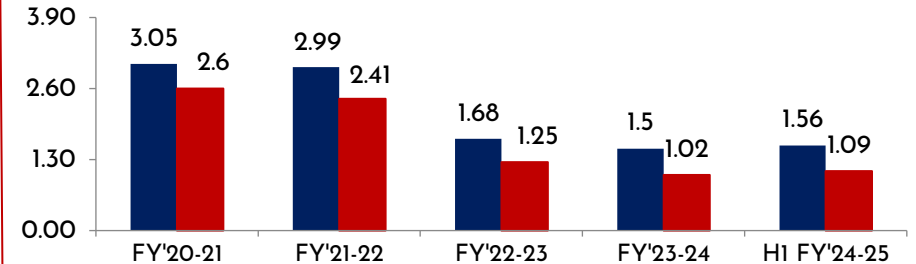
- 62%+ y-o-y growth registered in Q2 FY'24-25
- AUM scaled up through on book disbursements and co-lending

### No. of Accounts



- 6000+ EWS/LIG customers served till date
- Incremental average loan size at Rs.12-13 lakhs for areas close to city centers and Rs.6-8 lakhs for rural areas

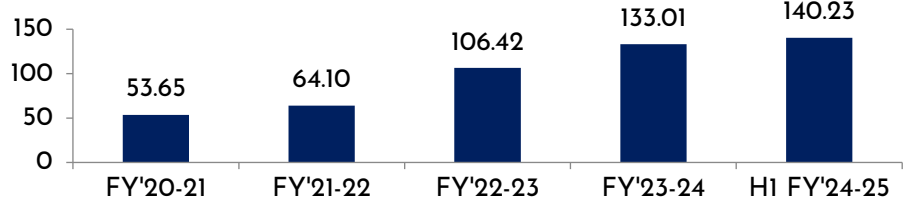
### NPA (%)



- GNPA and NNPA %age has consistently come down since FY'19-20
- Provisions on NPA, standard assets, special provisions and write offs provide 100% coverage on the GNPA

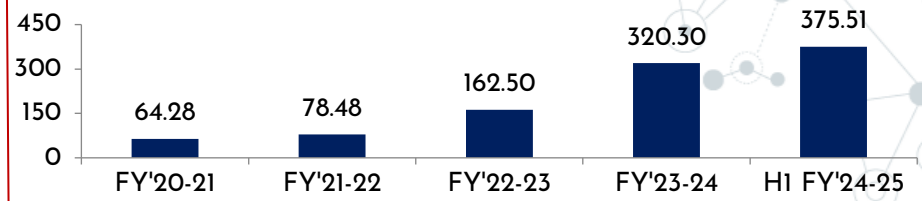
# FINANCIAL HISTORICALS

### Net Worth (In Rs. Crs.)



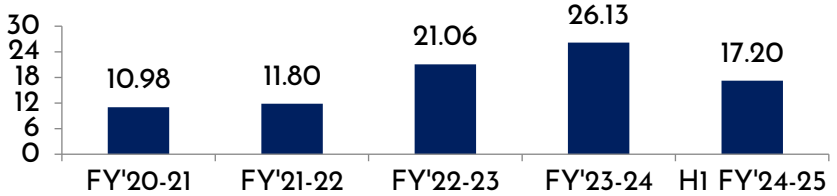
- Sequential increase in net worth through capital infusion and build up of reserves

### Borrowings (In Rs. Crs.)

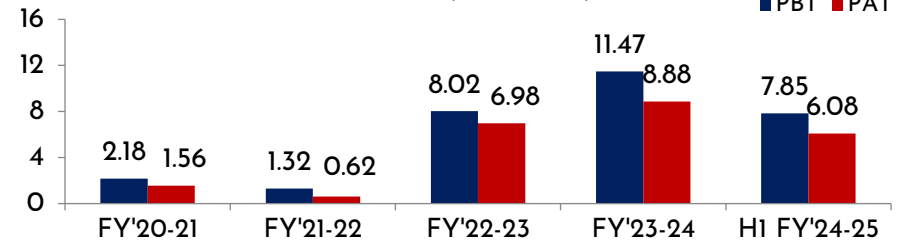


- Liability build up with focus on PSU Banks
- Established relationship with the NHB
- Strong funding pipeline to aid asset growth

### Net Interest Income (In Rs. Crs.)



### PBT-PAT (In Rs. Crs.)



- PAT accretion has helped build up of reserves and surplus
- Focus on build up of strong bottom line as AUM scales up

# H1 FY'24-25 BUSINESS AND FINANCIAL PERFORMANCE

Operating & Financial Performance (In Crs)	Q2 FY2024-25	Q2 FY2023-24	Y-o-Y Change
Assets Under Management	517.84	319.43	62.11%
GNPA (%)	1.56%	1.46%	0.10%
NNPA (%)	1.09%	1.08%	0.01%
PBT	3.94	2.21	78.28%
Borrowing O/s	375.51	224.08	67.59%
Leverage (x)	2.68x	1.99x	0.69x

**Business Numbers:** AUM surpassed the milestone figure of Rs. 500 crore, reaching Rs. 517.84 crore, marking a 62% year-on-year increase

**Income Growth:** Interest income grew by 60.56 % y-o-y on the back of strong traction in disbursements. Net Interest Margin (NIM) stands at 7.47 %

**Asset Quality remains intact:** PAR (0+ days past due) stood at 3.68 %, of which GNPA stands at 1.56 % and NNPA stands at 1.09 % as of Sep 30, 2024

**Profitability:** Profit before Tax registered 78.28 % y-o-y growth

**Strong Capital Levels:** Net-worth as of Sep 30, 2024 stands at Rs. 140.23 crs. Leverage levels remain modest at 2.68x

# FINANCIAL RESULTS: H1 FY2024-25

Particulars	As on	
	30-09-2024	30-09-2023
<b>Assets</b>		
Cash & Cash Equivalents	21.74	33.25
Bank Balances Other than Cash & Cash equivalents	22.21	20.20
Loans	466.10	286.69
Investments	9.00	7.73
Other Financial Assets	13.09	3.42
<b>Total Financial Assets</b>	<b>532.15</b>	<b>351.29</b>
Deferred Tax Assets (Net)	-	0.93
Current Tax Assets (Net)	0.66	0.70
Property, Plant & Equipment	2.84	2.76
Intangible Assets	0.18	0.30
Capital WIP	1.99	1.89
Other Non-Financial Assets	0.96	1.02
<b>Total Non-Financial Assets</b>	<b>6.63</b>	<b>7.61</b>
<b>Total Assets</b>	<b>538.77</b>	<b>358.89</b>
<b>Liabilities</b>		
Total Financial Liabilities	397.40	245.67
Total Non Financial Liabilities	1.15	0.74
Total Equity	140.23	112.48
<b>Total Liabilities and Equity</b>	<b>538.77</b>	<b>358.89</b>

Particulars	As on	
	FTY ended Sep 30, 2024	FTY ended Sep 30, 2023
<b>Revenue from Operations</b>		
Interest Income	38.52	23.93
Fee & Commission income	1.02	1.90
Other operating income	0.55	1.16
Net Gain / Loss on Fair Value Changes	0.35	0.63
Gain/loss on derecognition of financial Assets	0.38	0.98
Other Income	2.78	3.01
<b>Total Income</b>	<b>43.59</b>	<b>61.64</b>
<b>Expenses</b>		
Finance Cost	21.32	27.83
Impairment of Financial Instruments	1.12	1.80
Employee Benefit Expenses	8.79	13.20
Depreciation and Amortisation Expenses	0.35	0.67
Other Expenses	4.16	6.66
<b>Total Expenses</b>	<b>35.74</b>	<b>50.16</b>
<b>Profit Before Tax (PBT)</b>	<b>7.85</b>	<b>11.47</b>
Tax Expenses	1.77	2.59
<b>Profit After Tax (PAT)</b>	<b>6.08</b>	<b>8.88</b>

# DISCLAIMER

This presentation may contain statements about events and expectations that may be “forward-looking,” including those relating to general business plans and overall growth strategy of Star Housing Finance Limited (“Star HFL”), formerly known as Akme Star Housing Finance Limited, and its associated/subsidiaries/JVs, its future outlook and growth prospects, and future developments in its businesses and its competitive and regulatory environment. Actual results may differ materially from these forward-looking statements due to a number of risks and uncertainties, including future changes or developments in Star HFL and its associates/subsidiaries/JVs, its competitive environment, its ability to implement its strategies and initiatives and respond to technological changes and political, economic, regulatory and social conditions in the Country. All financial data in this presentation is obtained from the Financial Statements for FY’2018-19, FY’2019-20, FY’ 2020-21, FY’ 2021-22, FY’ 2022-23, FY’2023-24 & H1 FY2024-25 on the basis of which key ratios are calculated.

The purpose of this presentation is to provide general information to prospective investors in a manner to assist them in making investment decision. It does not purport to contain all the information that the prospective investor may require.

The presentation is made for informational purposes only and should not be regarded as an official opinion of any kind or a recommendation. It does not constitute an offer, solicitation or an invitation to the public in general to invest in Star HFL. This presentation is intended for the use of prospective investors only to whom it is addressed and who is willing and eligible to invest in Star HFL. The information contained in this presentation is obtained from sources believed to be reliable. We do not represent that any information, including third party information, is accurate or complete and it should not be relied upon without proper investigation on the part of investor(s).

Star HFL or any of its director(s) or employees does not assure/give guarantee for any accuracy of any of the facts/interpretations in this document, and shall not be liable to any person including the beneficiary for any claim or demand for damages or otherwise in relation to this opinion or its contents.

All investors must consider the risk factors, do their own analysis and/or avail expert professional help to arrive at an investment decision.

# Thank You

For any questions, please connect  
with

[dinesh.kirupalli@starhfl.com](mailto:dinesh.kirupalli@starhfl.com)

[www.starhfl.com](http://www.starhfl.com)

